



Non-return valve

Description

Area of application

The MCC non-return valve is a clack non-return valve and is used in waterborne heating systems to prevent counter flow. The non-return valve is available in the following dimensions: 3/4, 1, 1 1/4 and 1 1/2”.



For fully effective operation it is very important that the non-return valve is attached upright and horizontally, and that the arrow on the valve matches the direction of flow.

Technical data

General

Max temp	+110 C
Max pressure	20 bar

Material





Valve house	Brass
Flap	Brass

Dimensions & weight

	D	L (mm)	H (mm)	Weight (g)
	3/4"	53	51	200
	1"	63	61	345
	1 1/4"	70	73	425
	1 1/2"	88	93	760



Products

Description	Part no.
Non-return valve RNK6 1 1/2"	 6951 4611 136
Non-return valve RNK6 1 1/4"	 6951 4611 130
Non-return valve RNK6 1"	 6951 4611 124
Non-return valve RNK6 3/4"	 6951 4611 118